

VE DAY CHALLENGE

8.5.2020



VE Day Challenge



Instructions for parents

- The VE Day challenge will take place from 4th – 8th May 2020.
- There is information about VE Day and a number of challenges on the following slides. Please explain VE Day to your child and pick challenges, being sensitive to the age, ability and understanding of your child.
- When your child has completed all the challenges they wish to attempt, please send all the completed challenges to your child's teacher.
- There will be prizes for the best work.

VE Day stands for Victory in Europe Day



Second World War



Britain had been at war since September 1939.
The war had caused great hardships for the entire country.



Cities, such as Coventry, London and Plymouth were badly bombed and many were killed. Buildings were destroyed and people were left homeless.



384,000 British soldiers were killed and many more were wounded.



Food was rationed; before the war, Britain imported lots of its food from abroad. With German submarines manning the seas, importing food was too risky.

It was usually impossible for soldiers to visit home due to the war.



The End



By the end of April 1945, the leader of Italy, Benito Mussolini and the leader of Germany, Adolf Hitler, were dead. Germany was in ruins.

On 7th May, at 2.41 a.m., in Reims in France, Germany surrendered.
This meant that the war in Europe was over.



The News Spreads



Before long, the exciting news spread that the war in Europe was over. People ran out on the streets to celebrate and church bells were rung to spread the news.

In accordance with arrangements between the three great powers, tomorrow, Tuesday, will be treated as Victory in Europe Day and will be regarded as a holiday.



To listen to Churchill's speech click [here](#)

VE Day



The following day was one of great celebration. Churchill made a speech in which he said: 'My dear friends, this is your hour. This is not victory of a party or of any class. It's a victory of the great British nation as a whole.'

Communities had street parties and churches held services of thanksgiving.

For more
information
on VE Day
click [here](#)





Challenge 1

- Make bunting in red, white and blue and decorate your house.



Challenge 2



Learn to sing 'We'll meet again' by Vera Lynn

[We'll meet again](#)

Wartime Carrot Cake

During the Second World War when sugar was rationed to 8 oz. per week, carrots were used to naturally sweeten cakes and biscuits.

The sweetness of the carrots replaced some of the sugar used in the original recipes.

8 oz. self-raising flour
3 oz. margarine or cooking fat
3 oz. sugar
4 oz. finely grated carrot
2 oz. sultanas
a little milk or water
1 reconstituted dried egg or 1 fresh egg if obtainable



METHOD

Preheat oven to 220c/ 425f/ Gas Mark 7

Sift the flour into a mixing bowl

Rub in the margarine or cooking fat

Add sugar, carrot, sultanas and egg

Mix well and then add sufficient milk or water to make sticky

Pour mixture into a lined baking tin and cook until golden in colour




Challenge 3



- Make some party food for a VE Day picnic. Use the wartime carrot cake recipe for an extra challenge.



Challenge 4



UNITED STATES OF AMERICA
OFFICE OF PRICE ADMINISTRATION

No. 920315 BM

WAR RATION BOOK No. 3

Identification of person to whom issued: PRINT IN FULL

(Last name) (Middle name) (First name)

Street number or rural route _____ State _____

City or post office _____

AGE	SEX	WEIGHT	HEIGHT	OCCUPATION
		Lbs.	ft. in.	

WARNING
This book is the property of the United States Government. It is loaned to you to use in obtaining rationed goods in accordance with regulations of the Office of Price Administration. Lost books must be paid for by the War Relocation Authority. Books which are found to be stolen or used for other than the purpose for which issued are subject to seizure and forfeiture.

LOCAL BOARD ACTION

Issued by _____ (Print name) (Date) _____

Street address _____

City _____ State _____



Find out about rationing

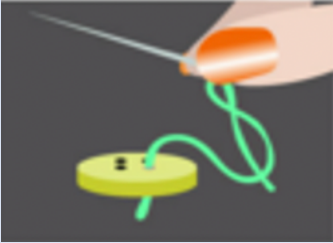
- What was rationing?
- What were ration books?
- Why were there different colour ration books?
- Why did the government issue ration books?
- How did rationing work?
- When was rationing introduced?
- Was it only food that was rationed?
- When did food rationing stop?

Challenge 5

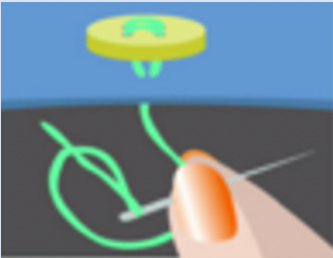


- Draw Queniborough memorial. You could visit the memorial outside the church or copy it from the picture.

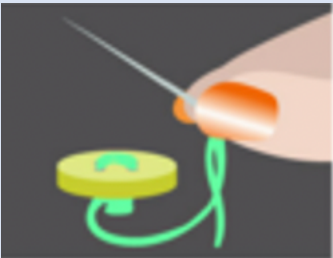
Challenge 6



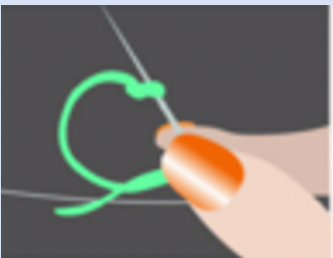
1. Thread your needle and knot the end. Push the threaded needle up through the fabric and the back of one of the holes in your button. Pull until the knot reaches the back of the fabric.



2. Push the needle through the second hole from the front of the button to the back. Pull excess thread through, but don't tug too tight as you sew through the holes. Repeat the process by going up through the third hole and down the fourth.



3. Repeat the movement through all four holes several times. Then make a shank to hold the button more securely.



4. To finish: On the wrong side, push the needle and thread through the existing stitches to secure. Remove the needle and tie off the thread. Then cut off the excess.

During the war, clothes were also rationed and it was necessary to be resourceful and mend clothes. In addition, tailors and seamstresses played a key role in British society and were relied on to make children's clothes out of old skirts and trousers.

Sewing a button was an essential sewing skill which wartime children learned and remains a good life skill 75 years after VE Day.

Follow the instructions to sew on a button.

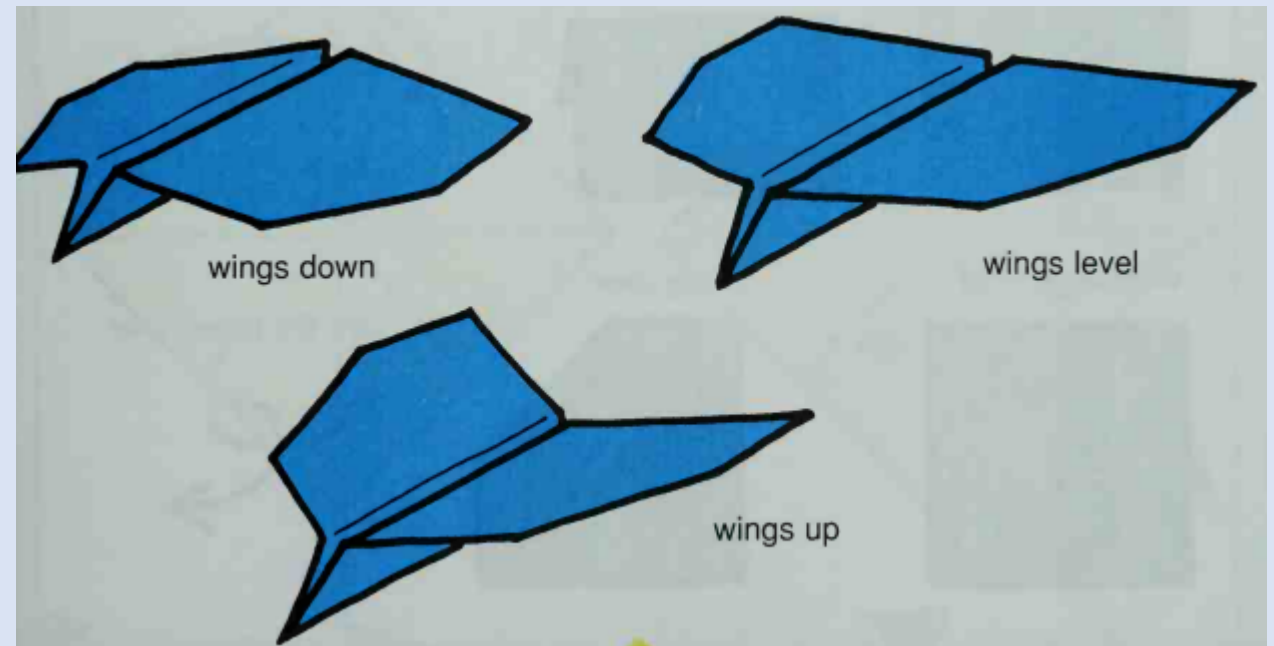
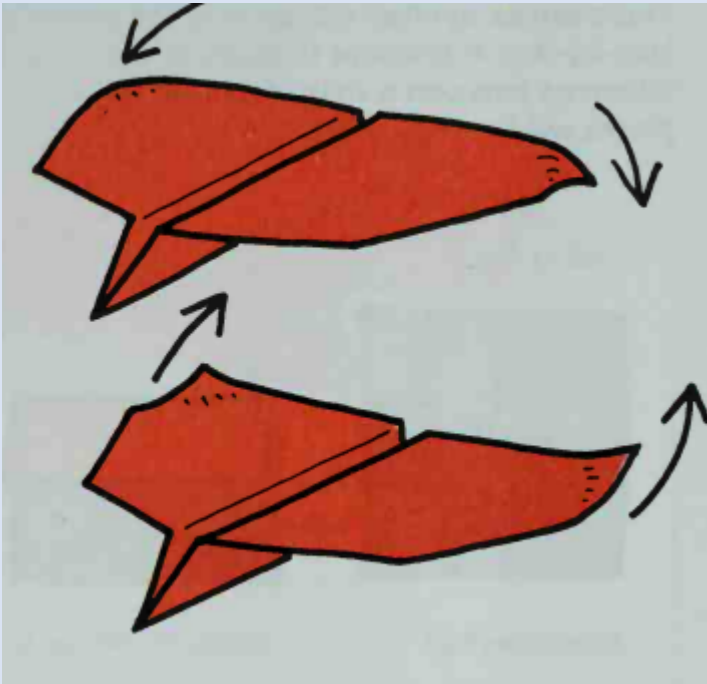


Challenge 7



Find out how the shape of a wing can change a planes direction.

- Make a paper aeroplane
- What happens when you change the wings?



Challenge 8



During the war, everyone had to cover their windows and doors at night to prevent light from escaping. If light did escape, enemy aircraft were able to see towns and cities during their bombing raids. During the war, a popular past-time in the evenings was to make shadow animals. How many can you make? All you need is a torch, a very dark room and flexible fingers!





Challenge 9

LS Lowry (1887-1976) painted this picture of the famous street parties that took place all over the country for VE Day celebrations in 1945. Sit in your front garden and imagine you and your neighbours are having a street party, draw what your road would look like having a street party.



Challenge 10



A = 0	I = 8	Q = 16	Y = 24
B = 1	J = 9	R = 17	Z = 25
C = 2	K = 10	S = 18	
D = 3	L = 11	T = 19	
E = 4	M = 12	U = 20	
F = 5	N = 13	V = 21	
G = 6	O = 14	W = 22	
H = 7	P = 15	X = 23	

SECRET
CODES

Crack the code:

1 17 4 0 10 8 13 6 2 14 3 4 3 12 4
18 18 0 6 4 18 20 13 1 4 5 20 13

Cracking codes and unravelling the true meaning of secret messages involves loads of maths, from simple addition and subtraction, to data handling and logical thinking. In fact, some of the most famous code breakers in history have been mathematicians who have been able to use quite simple maths to uncover plots, identify traitors and influence battles. One of the most famous codebreakers during WW2 was Alan Turing.

Watch this clip to find out more about coding. [Coding](#)

Challenge 11



This war medal is awarded to all full time personnel of the armed forces between 1939 and 1945.

Design your own VE Day medal. Think carefully about the colours and pictures you use.



Challenge 12



Look at the pictures of VE Day celebrations.

Write a diary entry as if you had been celebrating VE Day in 1945.



Challenge 13



Click [here](#) to watch the VE Day song by Horrible Histories. Join in with the song and dancing.




Challenge 14



Think about this question and talk about it with a grown up. Write down some of your ideas.

Is it ever right to go to war against another country?



Challenge 15



Name all the people celebrating VE Day in the photo.



Challenge 16



Imagine you are a child in Queniborough during the war. Write to a family member or friend about life in Queniborough.

- You could be an evacuee staying at Queniborough School.
- You could write about Queniborough being bombed.

Find out more [here](#) and [here](#) and [here](#)

Challenge 17

VE Day 75th Anniversary Celebrations

STAY AT HOME STREET PARTY!

Friday 8th May 2020

DECORATE YOUR HOUSE RED, WHITE
AND BLUE AND ENJOY A PICNIC
IN YOUR FRONT GARDEN

*Commemorate the end of WW2 by celebrating with your family,
friends and neighbours!*

